

138,280
JOBS

Health Care Workforce Update

FOR THE *Kansas City* METRO

INDUSTRY, OCCUPATION & WORKFORCE TRENDS



21,172
Registered
Nurses

4,704
Licensed Vocational
& Practical Nurses

11,417
Nursing
Assistants



3,329
Physicians
& Surgeons

1,837
Family & General
Practitioners



1,491
Paramedics &
Emergency Medical
Technicians



5,271
Home Health
Aides

3,397
Medical
Assistants



735
Dentists

1,918
Dental
Assistants

1,438
Dental
Hygienists



2,394
Pharmacists

3,590
Pharmacy
Technicians

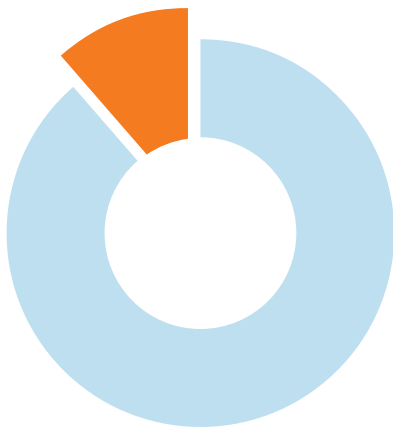


1,598
Physical
Therapists

1,086
Occupational
Therapists

Industry Overview

The Health Care and Social Assistance industry is an important part of the metro area's workforce. It encompasses 11.5 percent of the region's 1.1 million jobs in Greater Kansas City, with additional jobs in related fields such as health insurance, health information technology and manufacturing of health-related equipment.



1 in 9 workers
in Greater Kansas City works in the Health Care & Social Assistance Industry.

Health care is the region's **fastest growing** industry, averaging more than 3,000 new jobs each year over the last decade.



average annual earnings
\$54,259



TOP 10 EMPLOYERS by hiring volume

- 1 HCA
- 2 St. Luke's Health System
- 3 Truman Medical Center
- 4 Shawnee Mission Medical Center
- 5 Quest Diagnostics
- 6 University of Kansas
- 7 Kindred Healthcare
- 8 North Kansas City Hospital
- 9 UnitedHealth Group
- 10 Research Medical Center

TOP 10 OCCUPATIONS in demand

- 1 Registered Nurses
- 2 Medical & Health Services Managers
- 3 Medical Secretaries
- 4 Nursing Assistants
- 5 Medical Assistants
- 6 Licensed Practical & Vocational Nurses
- 7 Social & Human Service Assistants
- 8 Customer Service Representatives
- 9 Medical Records & Health IT Techs
- 10 First-Line Supervisors of Office & Administrative Support Workers

Skills and Education

TOP 10

SKILLS in demand

- 1 Oral and written communication
- 2 Team-oriented
- 3 Microsoft Office
- 4 Organizational skills
- 5 Problem solving
- 6 Detail oriented
- 7 Customer service oriented
- 8 Strong leadership skills
- 9 Pediatrics
- 10 Quality Assurance

TOP 10

CERTIFICATIONS in demand

- 1 Certified Registered Nurse (RN)
- 2 Basic Life Support (BLS)
- 3 Cardiopulmonary Resuscitation (CPR)
- 4 Licensed Practical Nurse (LPN)
- 5 Physical Therapist Certification
- 6 Certified Nursing Assistant (CNA)
- 7 Health Insurance Portability and Accountability Act
- 8 OSHA Certification
- 9 American Registry of Radiologic Technologists
- 10 Pharmacology

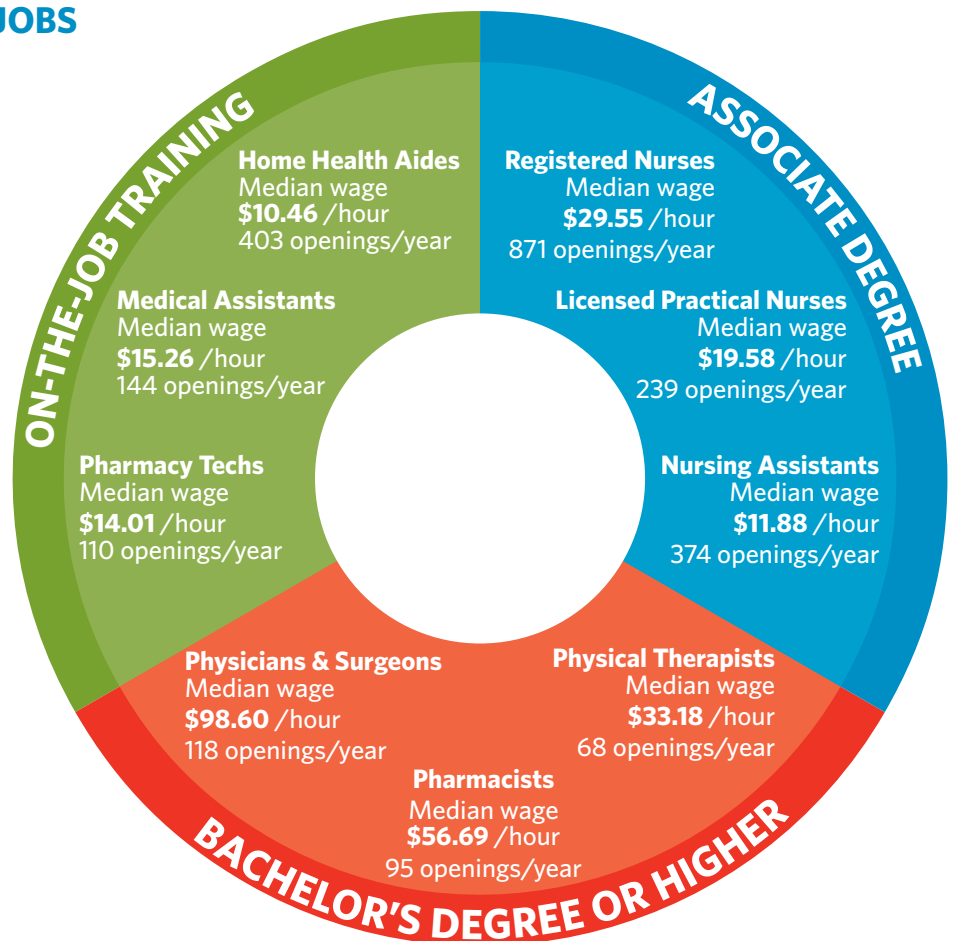
TOP GROWING HEALTH CARE JOBS BY EDUCATION LEVEL

Many people assume that jobs in the health care industry require advanced degrees, but in fact most of the job openings in this field require two years or less of post-secondary education.

Jobs are available at all levels of education — on-the-job training, two-year and four-year degrees, as well as advanced education.

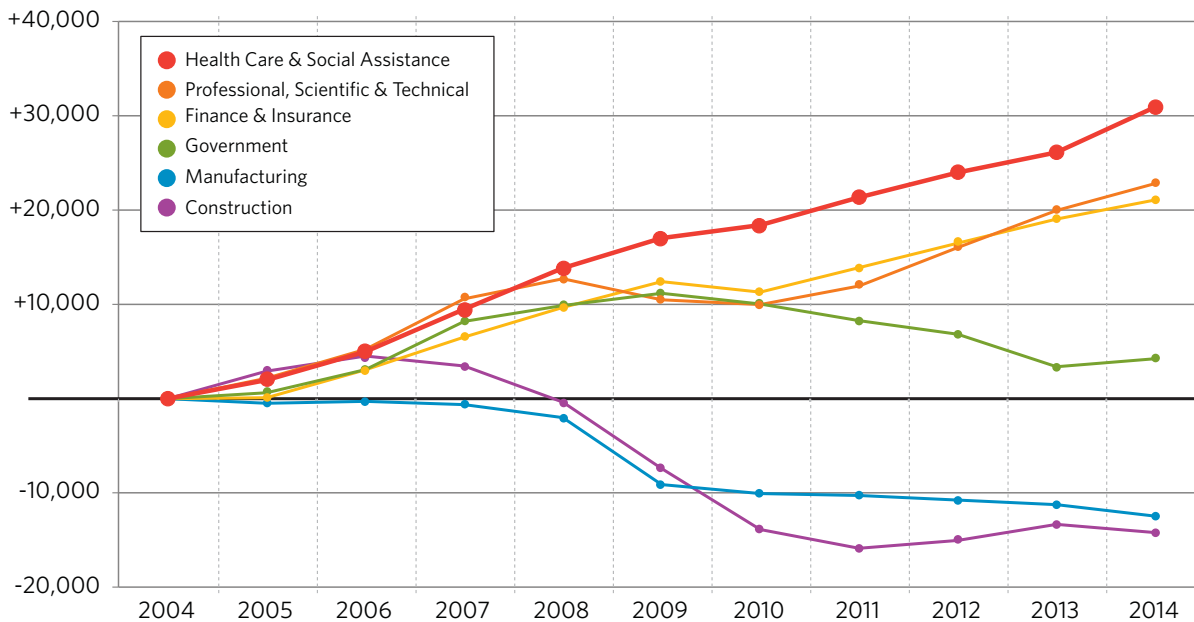
Jobs in the health care industry that require only on-the-job training (OJT) typically pay more than OJT jobs in other industries.

Many community colleges and other educational institutions in the Kansas City metro offer training for health care careers, from entry-level to advanced education.



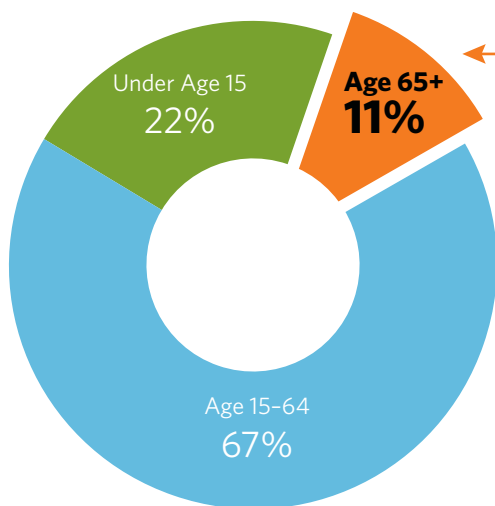
Job Growth

EMPLOYMENT CHANGE BY SELECTED INDUSTRIES, 2004-2014

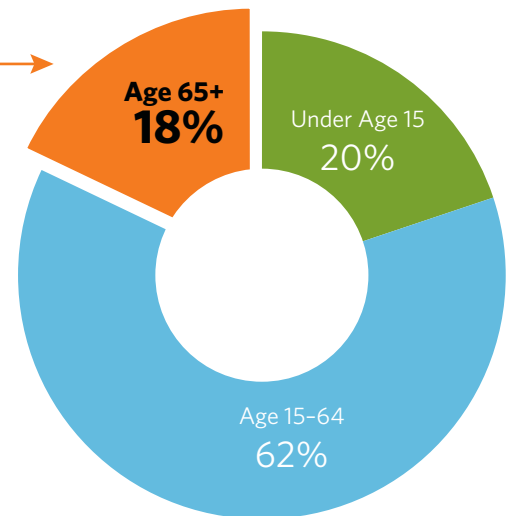


Compared to other industries, the Health Care and Social Assistance industry has proven to be somewhat recession-proof. As the chart above illustrates, the health care field kept growing throughout the Great Recession, adding 30,930 jobs over the last decade. The demand for health care and social assistance is likely to continue to grow as the Baby Boom generation ages. The number of seniors over age 65 is expected to increase from 11 percent of the region's total population in 2010 to 18 percent in 2030.

POPULATION BY AGE, 2010



POPULATION BY AGE, 2030



← 90.4% increase →



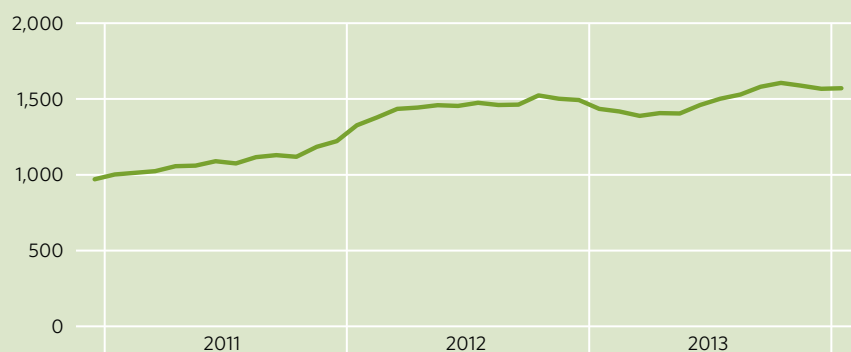
Projected Growth

Top 25 Occupations by Current Job Totals	2014 Jobs	Projected 2019 Jobs	Change	Percent Change	Annual Openings	Median Hourly Earnings
Registered Nurses	21,172	23,465	2,293	11%	871	\$29.55
Nursing Assistants	11,417	12,450	1,033	9%	374	\$11.88
Home Health Aides	5,271	6,876	1,605	30%	403	\$10.46
Licensed Practical and Licensed Vocational Nurses	4,704	5,219	515	11%	239	\$19.58
Pharmacy Technicians	3,590	3,811	221	6%	110	\$14.01
Medical Assistants	3,397	3,804	407	12%	144	\$15.26
Physicians and Surgeons	3,329	3,514	185	6%	118	\$98.60
Pharmacists	2,394	2,549	155	6%	95	\$56.69
Massage Therapists	2,140	2,508	368	17%	117	\$12.95
Dental Assistants	1,918	2,157	239	12%	92	\$16.63
Family and General Practitioners	1,837	1,918	81	4%	61	\$79.12
Radiologic Technologists	1,755	1,941	186	11%	66	\$26.29
Medical Records and Health Information Technicians	1,728	1,860	132	8%	63	\$17.30
Physical Therapists	1,598	1,833	235	15%	68	\$33.18
Medical and Clinical Laboratory Technicians	1,505	1,601	96	6%	50	\$19.04
Emergency Medical Technicians and Paramedics	1,491	1,526	35	2%	46	\$15.78
Dental Hygienists	1,438	1,641	203	14%	72	\$34.40
Speech-Language Pathologists	1,343	1,455	112	8%	50	\$32.25
Medical and Clinical Laboratory Technologists	1,285	1,370	85	7%	44	\$30.09
Mental Health and Substance Abuse Social Workers	1,194	1,282	88	7%	44	\$14.23
Health Care Social Workers	1,193	1,320	127	11%	53	\$23.43
Medical Transcriptionists	1,131	1,209	78	7%	40	\$14.96
Nurse Anesthetists	1,091	1,189	98	9%	41	\$68.89
Occupational Therapists	1,086	1,206	120	11%	47	\$31.88
Nurse Practitioners	951	1,066	115	12%	41	\$46.09

JOB POSTINGS

12-month moving average of help-wanted ads for health care, December 2010-January 2014

1,319
average
per month



Emerging Trend: Community Health Workers

What are Community Health Workers?

Community Health Workers (CHWs) are people who bridge the gap between health care providers and people in need of care.

CHWs are trusted members of and/or have a close understanding of the communities they serve.

CHWs serve as a link between the patient and the health or social service agencies, striving to improve health outcomes and improve access to services and quality of care.

CHWs build individual and community capacity by increasing health knowledge and self-sufficiency through a range of activities such as outreach, community education, health education, informal counseling, social support and advocacy.



Patients who work with Community Health Workers get healthier!

Who hires CHWs?

- Health care facilities, such as hospitals, clinics and patient-centered medical homes.
- Government agencies, including public health departments and city/county human service programs.
- Primary and secondary schools and early childhood education programs.
- Dental offices and oral health programs.
- Senior centers.
- Social service agencies and community mental health centers
- Faith-based programs.
- Occupational health and safety departments of businesses that employ workers with limited English proficiency and/or low literacy.

What can CHWs do?

- Help individuals and families obtain and maintain health insurance coverage.
- Increase access to and use of preventive education, screenings and treatment services.
- Reduce unnecessary use of urgent care.
- Improve self-management of chronic diseases.
- Strengthen patient health literacy and culturally competent provider practices.
- Build capacity in communities to address the underlying causes of ill health.

Unless otherwise noted, the data in this report comes from EMSI and WANTED analytics, with support from the Regional Workforce Intelligence Network (RWIN) and its members.

CONTACTS:

Scott Lakin, MARC Regional Health Care Initiative Director,
slakin@marc.org or 816-701-8288

Victoria Ogier, MARC Workforce Development Manager,
vogier@marc.org or 816-701-8308

600 Broadway, Suite 200, Kansas City, MO 64105

